



## Faith Academy Learning Management System (LMS) vClassroom

# STUDENT Quick Start Guide

### Accelerated or Summer Semester

Special Note: It can take up to 48 hours (school days - not weekends) for your vClassroom account to be created by Faith Academy. So if your username and temporary password do not work yet, try again a little later. If after 2 school days and your vClassroom account still has not been activated, call your campus.

**The vClassroom is the portal where all of your current courses and course work is located.**

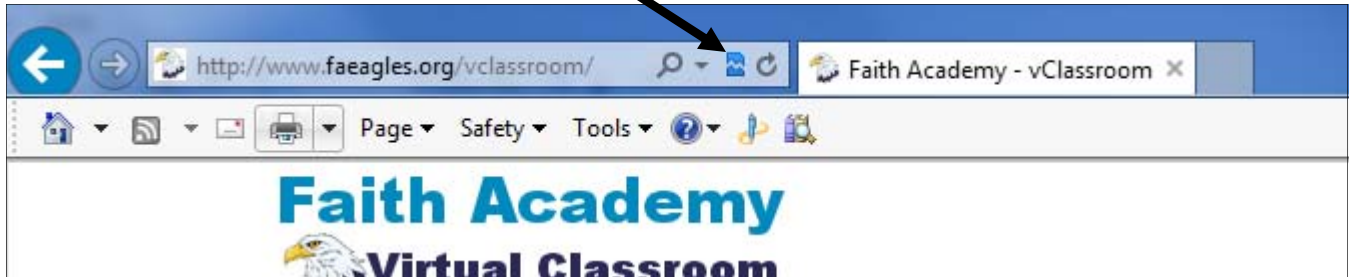
Page 1	Cover Sheet
Page 2	How to login
Page 3	How to login continued
Page 4	Main screen tab definitions
Page 5	How to change your password and email address
Page 6	My courses tab overview
Page 7	Courses Tab layout/definitions
Page 8	Courses Tab covering Announcements section
Page 9	Courses Tab covering Documents section
Page 10	Courses Tab covering Links section



# Faith Academy Learning Management System (LMS) vClassroom

The vClassroom is the portal where all of your current courses and course work is located.

You can use the Firefox Browser, Google Chrome Browser or Internet Explorer. (Note for Internet Explorer: If you are using a newer IE browser make sure you turn on the “compatibility setting” It turns blue when it is on. If it is not on, you will have some issues within the portal with items not working.

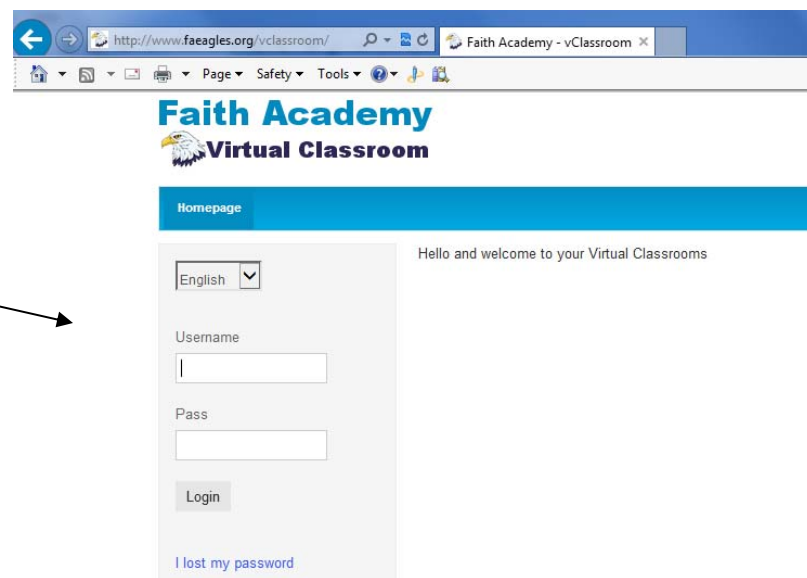


To locate the vClassroom portal and log in you simply need to go to <http://www.faeagles.org>



On this web page will be some tutorial handouts and videos you can use to aid you in learning how to use the vClassroom.

When you are comfortable with the portal training and you are ready to login to get to your vClassrooms, you simply need to click the login link and it will take you to the portal login page.



**Faith Academy - Loganville**  
2571 Highway 78  
Loganville GA 30052

Phone (770) 466-7872  
Fax (770) 554-0123  
School Code 111-848

www.faihaca.org

Student Full Name: AAAATrump, Donald  
Student ID: 100101  
Parents/Guardians: [blacked out]  
Diploma Type: [blacked out]

**Student Schedule for Term 2013 - 2014 S1 Fall**  
as of 2013-10-11 15:03:11 Eastern

Course Number	Course Name	Start Date
27.0610010	Algebra	2013-08-03
26.0120010	Biology A	2013-08-03
27.0971010	CCGPS Coordinate Algebra A	2013-08-03
23.0620020	English 2 B	2013-08-03
27.0530020	Math Mon Mgt B	2013-08-03
60.0720010	Spanish 2 A	2013-08-03

Donald AAAATrump vClassroom temporary password = **ptah793x**

To login for the first time each semester. You will need your student ID and the temporary password. Both can be found on your student schedule.

Your username is your student ID. Type that into the username field. Your temporary password is what you type into the Pass field.

Then click the Login button to gain access into the vClassroom.

http://www.faeagles.org/vclassroom/

**Faith Academy Virtual Classroom**

Homepage

English [checked]

Hello and welcome to your Virtual Classrooms

Username: [input field]

Pass: [input field]

Login

[I lost my password](#)

This is what the portal homepage looks like after you login.

Here is where any portal news/information is located.

http://www.faeagles.org/vclassroom/index

**Faith Academy Virtual Classroom**

Homepage My courses Profile Personal agenda Progress

student student

Hello and welcome to your Virtual Classrooms

**Portal news**

**Week 01**  
Week has started

great to have you here

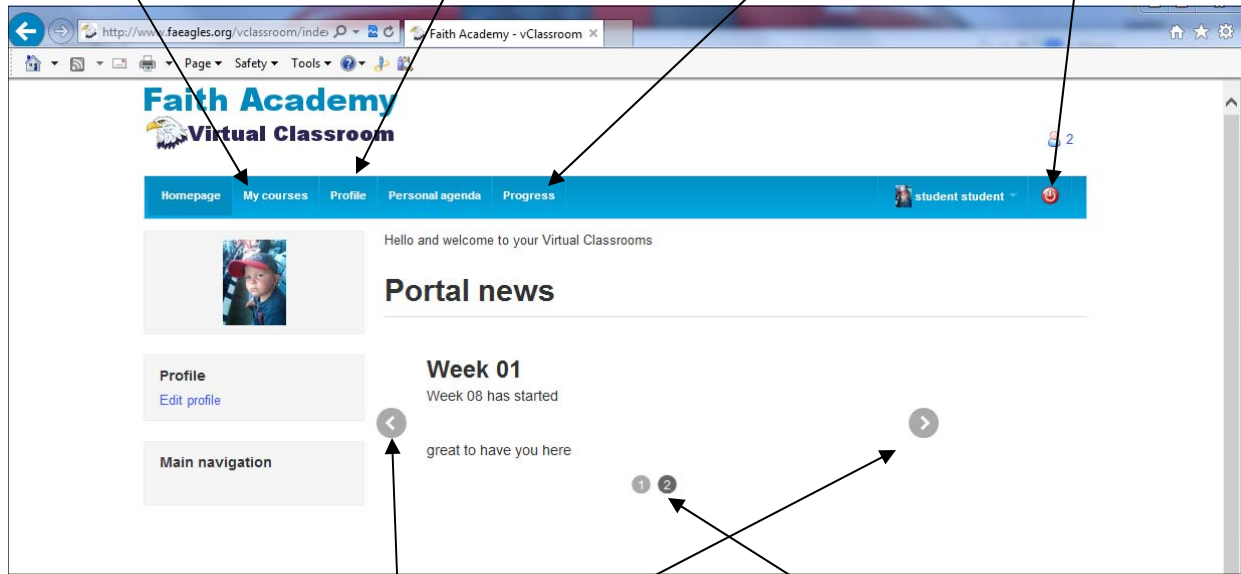
1 2

**My Courses Tab** - This is where all of your course classrooms can be found.

**Profile Tab** - This is where you will change your password. You should do this the first time you log in. Also make sure your email address is correct in this tab. In case you forget your password you can have it emailed to you.

**Progress Tab** - Is not currently being used by Faith Academy. So it might show 0 progress for your courses. But don't worry we are not utilizing this feature.

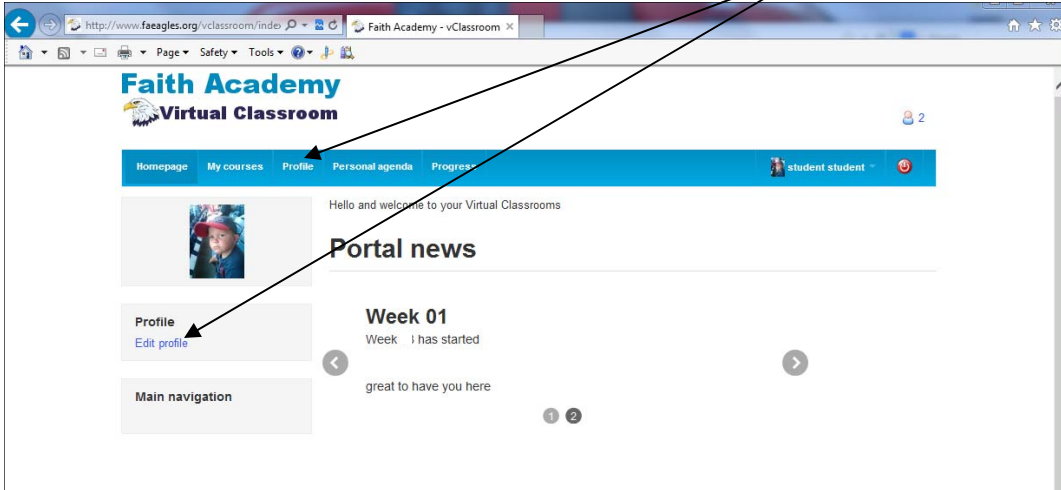
**Log Out** - Click the Red button and it will Log you out of the system.



**Portal news** - Upcoming News. When there are multiple news items you will see the numbers below. And can click the next or previous button to view them all.

## Change Password and Email address

To change your password or edit your email address you can click either of these items to get to the edit screen.



Fill in or change your email address here.  
Note: This email is only used in this LMS.  
The LMS will email you your password incase you forget it.

To create a new password you must type the current password in here and type the new password into both of these areas.

Profile

First name student1

Last name student1

Username student1

Code

E-mail

Phone

Language English

Pass

To change your password, enter your current password in the field above and your new password in both fields below. To maintain the current password, leave the three fields empty.

New password

Confirm password

Save settings

Click the "Save settings" to save your changes.

In the My Courses tab you will see all of the courses in which you are currently enrolled. To enter into the course just click the course name.

The screenshot shows the 'My courses' page of the Faith Academy Virtual Classroom. The page has a blue header with navigation tabs: 'Homepage', 'My courses', 'Profile', 'Personal agenda', and 'Progress'. Below the header, the page is divided into a left sidebar and a main content area. The sidebar contains sections for 'Profile' (with an 'Edit profile' link), 'Courses' (with a 'Sort courses' link), and 'Main navigation'. The main content area displays a list of courses, each with a small icon of a chalkboard with 'a b c' and the course name. Three black arrows originate from the text above and point to the course names: 'Alg 3/Trig A', 'FA course', and 'test'.

Once you have clicked on a course you will see the course applications. All courses will have the Announcements link and the Documents Link.

ZZ Alg 3/Trig A

**Course Legend**  
**Announcements** - Is where any teacher notes, hints and alerts are placed.  
**Documents** - Course helpful documents can be found here.  
**Links** - This is where the teacher can place external website links that might aid in your weekly packets or DQ questions.



**Announcements** - Is where any teacher notes, hints and alerts are placed.

**Documents** - Course helpful documents can be found here.

**Links** - This is where the teacher can place external website links that might aid in your weekly packets or DQ questions.



## Announcements

When you click on the Announcements link you can see the different announcements placed by the teacher or school administrator.

**Faith Academy**  
Virtual Classroom

Homepage My courses Profile Personal agenda Progress

Alg 3/Trig A / Announcements

Title	By	Latest update
<a href="#">Week 8</a>	Admin Admin	October 16, 2013 at 03:19 PM

To read the announcement just click the announcement title link.

**Faith Academy**  
Virtual Classroom

Homepage My courses Profile Personal agenda Progress

Alg 3/Trig A / Announcements

[←](#)

**Week 8**

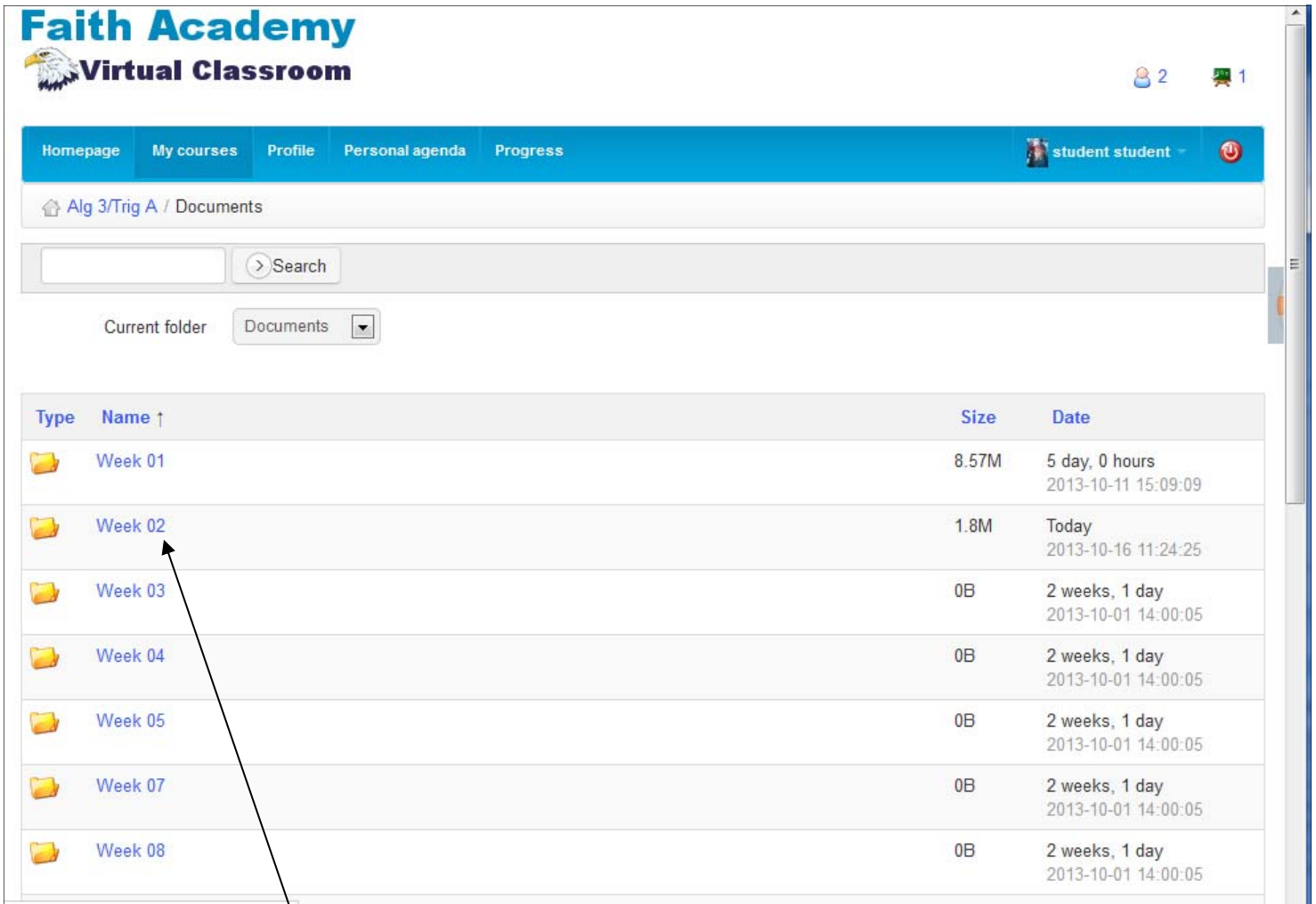
In the week 8 Packet there is an extra credit question on page 12.

Latest update : October 16, 2013 at 03:19 PM

Visible to : All

To get back to the announcements section you can click the back button. Or to go back to the course main page you can click the course link.

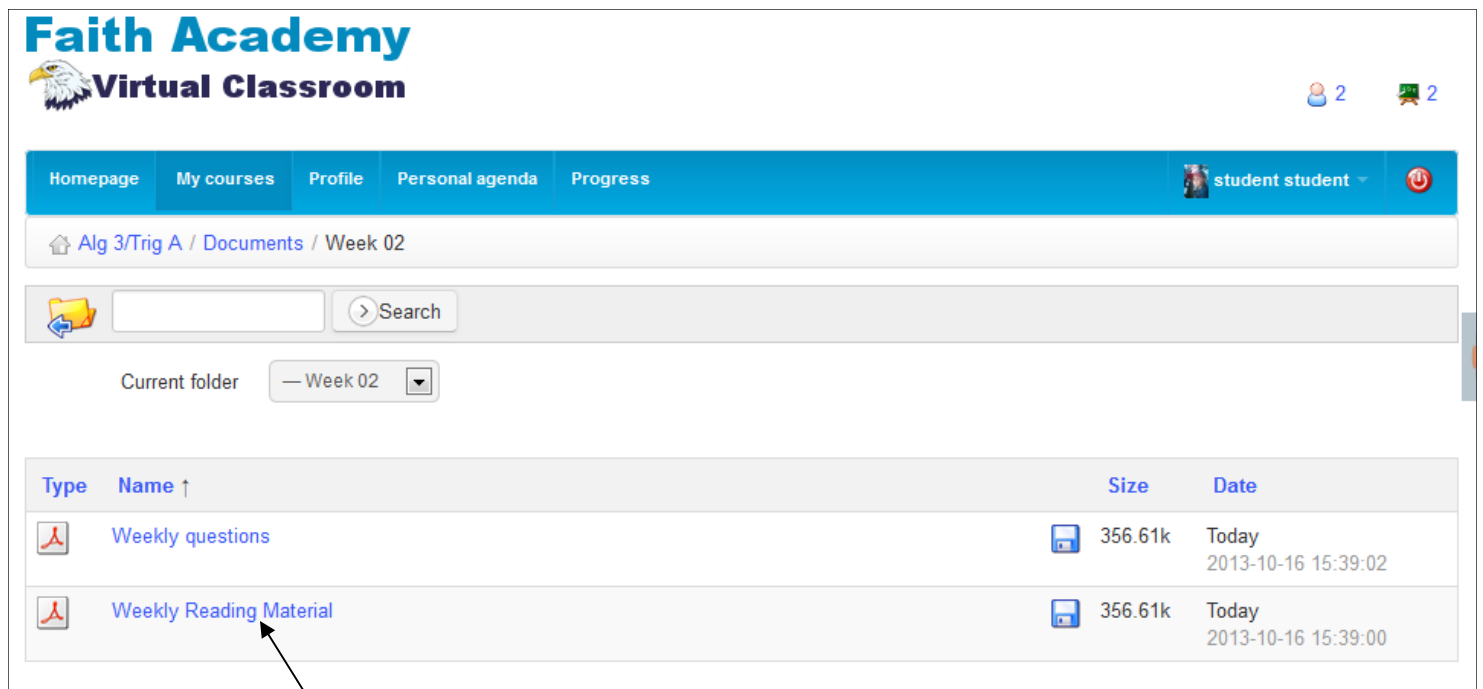




The screenshot shows the 'Documents' page in the Faith Academy Virtual Classroom. The page title is 'Alg 3/Trig A / Documents'. A search bar is present with a search button. The current folder is 'Documents'. A table lists folders for 'Week 01' through 'Week 08'. An arrow points to 'Week 02'.

Type	Name ↑	Size	Date
Folder	Week 01	8.57M	5 day, 0 hours 2013-10-11 15:09:09
Folder	Week 02	1.8M	Today 2013-10-16 11:24:25
Folder	Week 03	0B	2 weeks, 1 day 2013-10-01 14:00:05
Folder	Week 04	0B	2 weeks, 1 day 2013-10-01 14:00:05
Folder	Week 05	0B	2 weeks, 1 day 2013-10-01 14:00:05
Folder	Week 07	0B	2 weeks, 1 day 2013-10-01 14:00:05
Folder	Week 08	0B	2 weeks, 1 day 2013-10-01 14:00:05

Click on the week you are needing



The screenshot shows the 'Documents' page in the Faith Academy Virtual Classroom, now displaying the contents of 'Week 02'. The breadcrumb path is 'Alg 3/Trig A / Documents / Week 02'. The current folder is 'Week 02'. A table lists two files: 'Weekly questions' and 'Weekly Reading Material'. An arrow points to 'Weekly Reading Material'.

Type	Name ↑	Size	Date
File	Weekly questions	356.61k	Today 2013-10-16 15:39:02
File	Weekly Reading Material	356.61k	Today 2013-10-16 15:39:00

To view the file. Click on the name.



Some subjects will have Links. When you click on the Links icon you can see any of the available links that the teacher has included for you to aid in your weekly packets or discussion questions.

In the Links section you can see the available links for the particular weeks. To open the week you need to click the week number.

The screenshot shows the Faith Academy Virtual Classroom interface. At the top, there is a navigation bar with links for Homepage, My courses, Profile, Personal agenda, and Progress. Below this, the breadcrumb path is Alg 3/Trig A / Links. The main content area displays a list of weeks: Week 2, Week 1, and Week 3. Each week entry has a calendar icon and a document icon. The Week 1 entry is highlighted, and an arrow from the text on the left points to the 'Week 1' text.

To view the external website or documents, click the desired web link.

This screenshot shows the Faith Academy Virtual Classroom interface with the Week 1 section expanded. It displays a list of external links for Week 1: 'Google link' (with a globe icon) and 'Alg 3 Linear video' (with a globe icon). Arrows from the text on the left point to these two links. Below the Week 1 section, the Week 3 section is also visible.